

Scaled data based on original data using
LM-79-08 Approved Method: Electrical and Photometric Measurements of Solid-
State Lighting Products

Test Report Prepared for
Cooper Lighting Solutions
(formerly Eaton)

Brand: STREETWORKS

Report Number: P478226

Luminaire Tested: **IFLD-L-SA8B-750-U-T4FT**

Issue Date: 02/26/2021



Test Information

Test Method: LM-79-08
Report Number: P478226
Test Lab: INNOVATION CENTER(G2)
Issue Date: 02/26/2021
Manufacturer: COOPER LIGHTING SOLUTIONS (FORMERLY EATON)
Product Line: STREETWORKS
Catalog Number: IFLD-L-SA8B-750-U-T4FT
Description: Infrastructure Flood – Middle Tier Light Square Luminaire w/ T4FT distribution lens
Light Source: (128) 5000K CCT, 70 CRI LEDS
Ballast/Driver: ELECTRONIC DRIVER

Summary

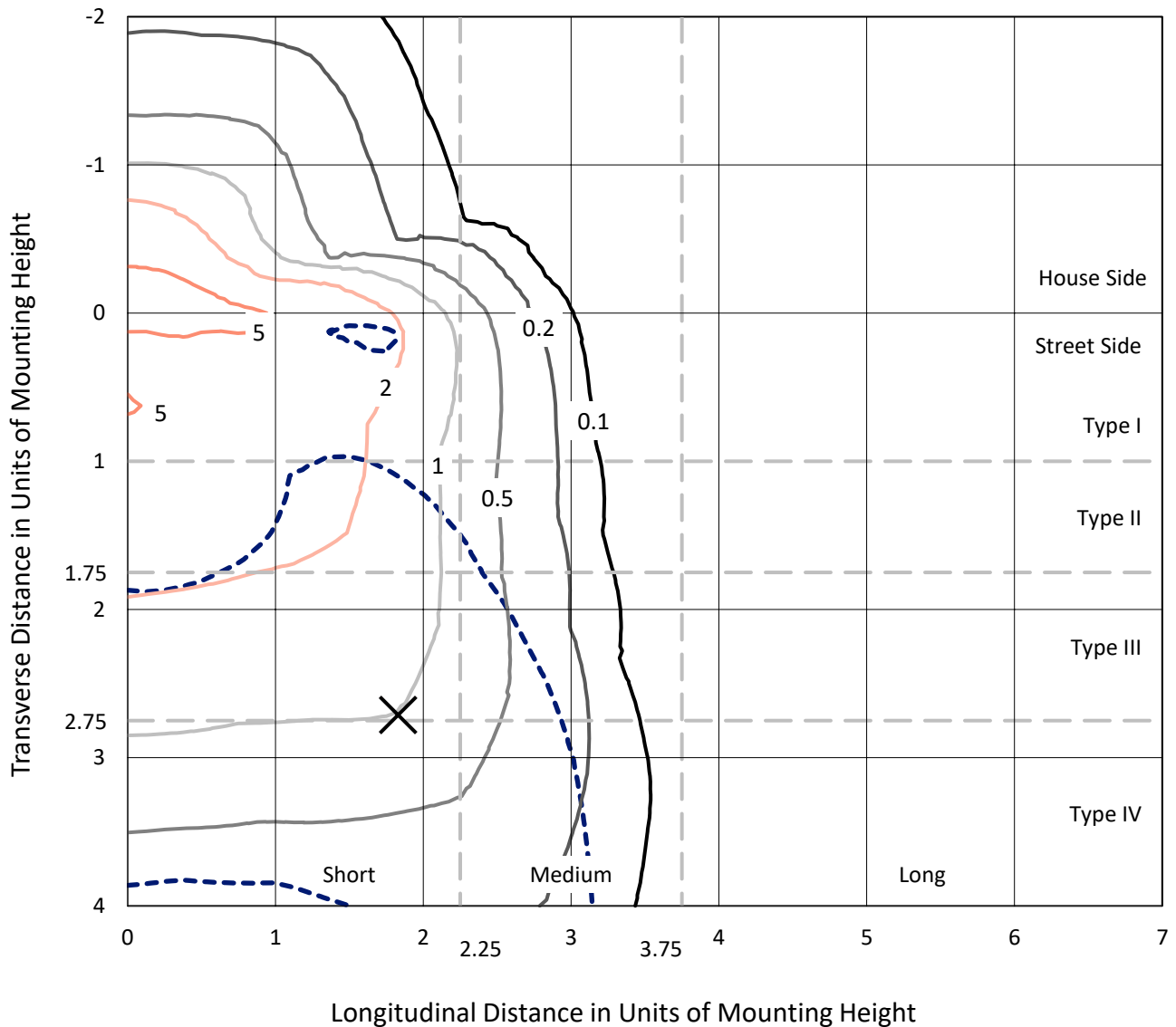
Lumens per Lamp: N/A
Luminaire Lumens: 42650.3 lumens
Efficiency: N/A
Efficacy: 133.3 lumens/watt
Luminous Opening: Rectangular (W 1' x L: 0.5' x H: 0')
IES Classification: Type IV - Short
BUG Rating: B3 - U0 - G5

Input Watts (W): 320
Input Voltage (V): 120
Input Current (Ain): NR
Voltage Rise (V): NR
Power Factor: NR
Total Harmonic Distortion (THDi): NR
Frequency (hertz): 60
Stabilization Time: NR
Operation Time: NR
Ambient Temperature (°C): NR
Test Distance: 24 FT

REPORT NUMBER: P478226
 CATALOG NUMBER: IFLD-L-SA8B-750-U-T4FT

Iso-Footcandle Lines of Horizontal Illumination

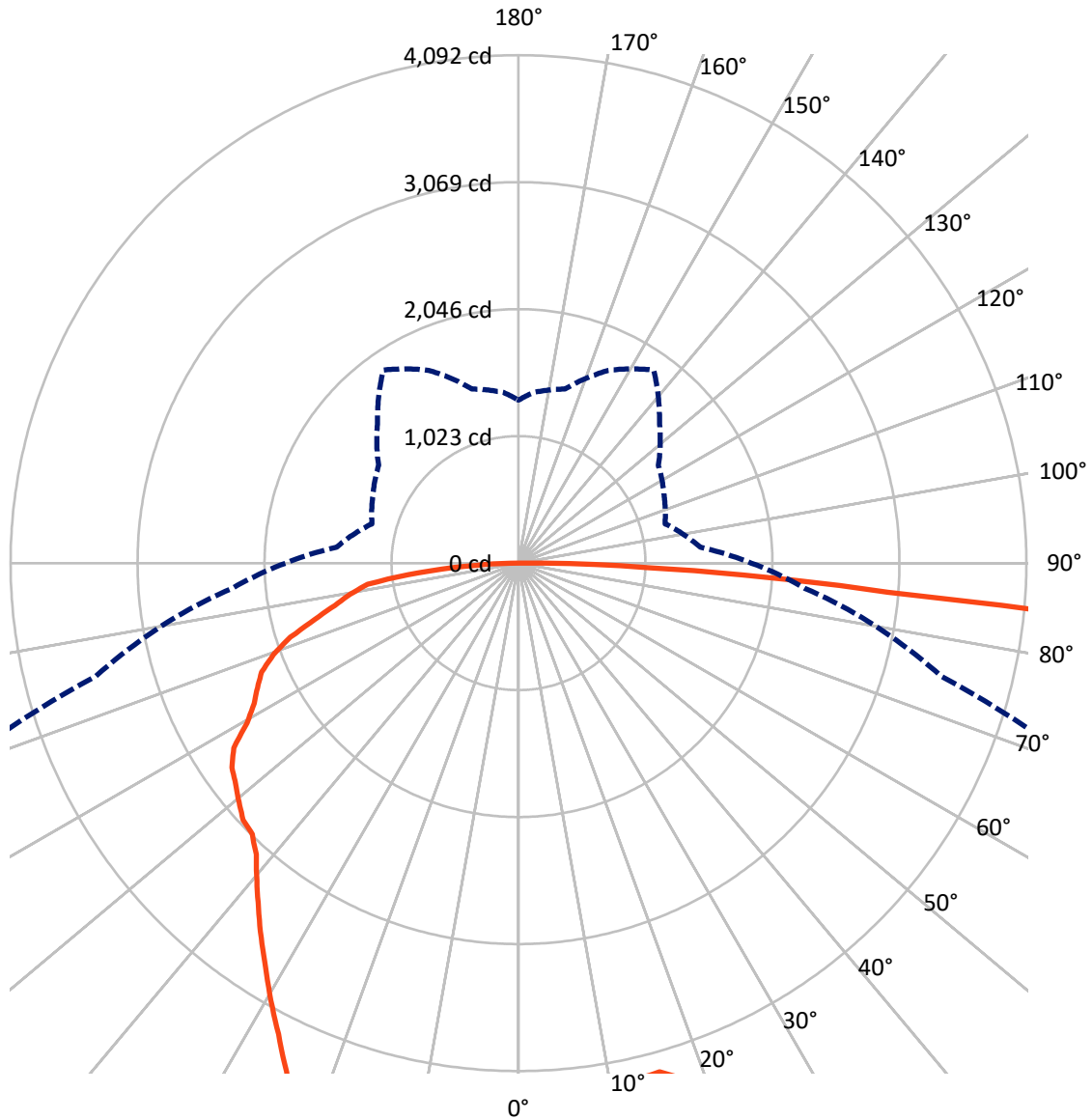
✕ Max cd
 - - - 1/2 Max cd



Based on 30 foot mounting height. Maximum calculated value = 7.1 fc
 Type IV - Short - N/A

REPORT NUMBER: P478226
CATALOG NUMBER: IFLD-L-SA8B-750-U-T4FT

Luminous Intensity Polar Plot



— Vertical Plane Through 34-Deg Lateral - - - Horizontal Cone Through 73-Deg Vertical

REPORT NUMBER: P478226
 CATALOG NUMBER: IFLD-L-SA8B-750-U-T4FT

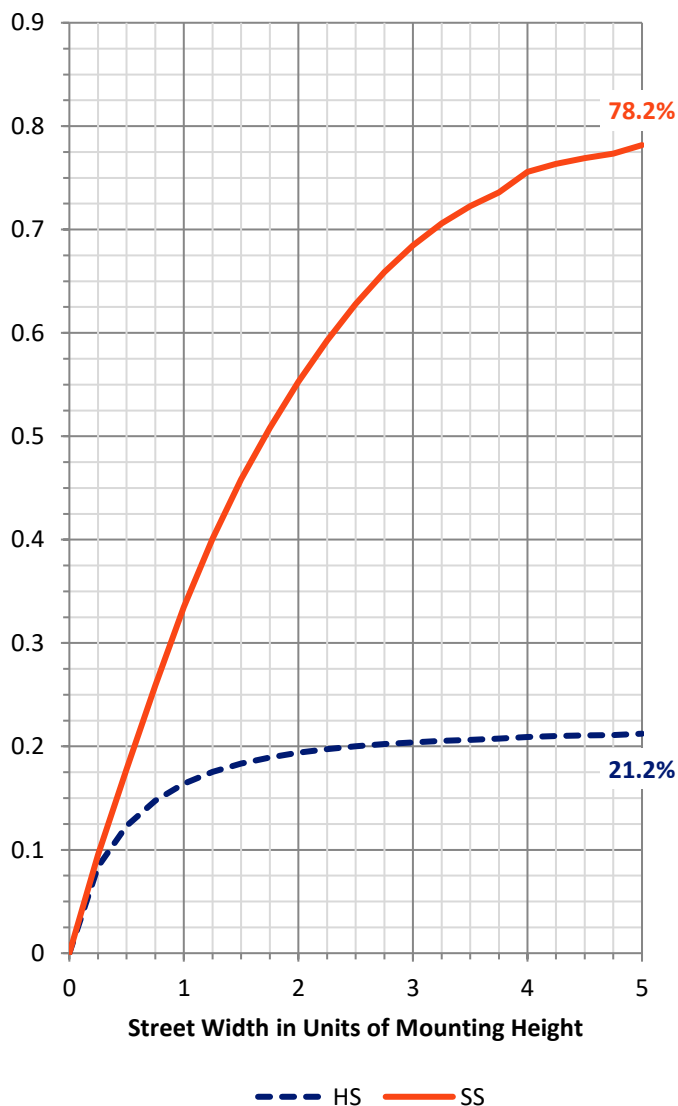
FLUX DISTRIBUTION:

		Downward	Upward	Total
House Side	Lumens	9213.0	0.0	9213.0
	% Fixture	21.6	0.0	21.6
Street Side	Lumens	33437.3	0.0	33437.3
	% Fixture	78.4	0.0	78.4
Total	Lumens	42650.3	0.0	42650.3
	% Fixture	100.0	0.0	100.0

ZONAL LUMENS:

Zone	Lumens	% Fixture
0°-10°	564.4	1.3
10°-20°	1579.4	3.7
20°-30°	2599.4	6.1
30°-40°	3887.4	9.1
40°-50°	5762.9	13.5
50°-60°	8305.0	19.5
60°-70°	10598.3	24.8
70°-80°	8247.2	19.3
80°-90°	1106.4	2.6
90°-100°	0.0	0.0
100°-110°	0.0	0.0
110°-120°	0.0	0.0
120°-130°	0.0	0.0
130°-140°	0.0	0.0
140°-150°	0.0	0.0
150°-160°	0.0	0.0
160°-170°	0.0	0.0
170°-180°	0.0	0.0
0°-90°	42650.3	100.0
0°-180°	42650.3	100.0

Coefficient of Utilization



REPORT NUMBER: P478226

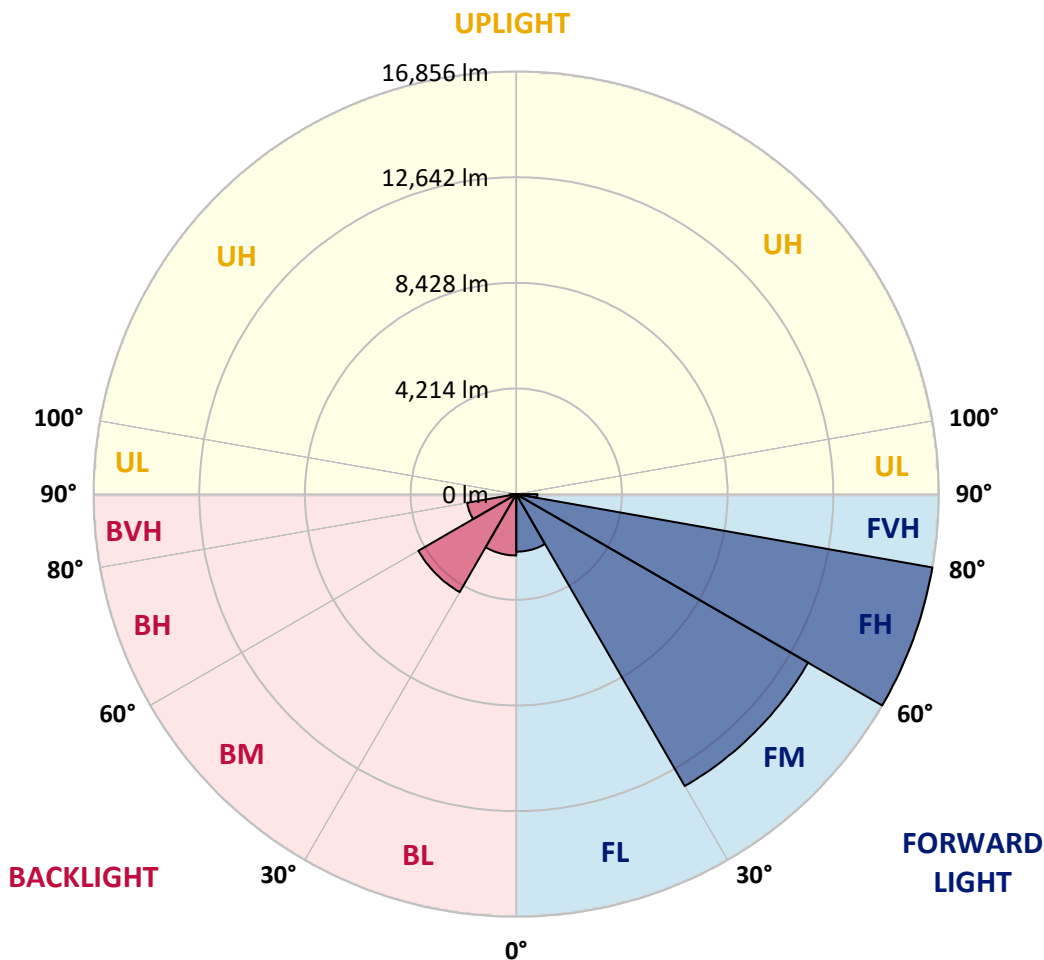
CATALOG NUMBER: IFLD-L-SA8B-750-U-T4FT

LUMINAIRE CLASSIFICATION SYSTEM LUMEN TABLE AND BUG RATING:

Zone	Lumens	% Fixture	Zone Rating/Lumen Limit		
			B	U	G
FL (0°-30°)	2295.3	5.4			
FM (30°-60°)	13443.6	31.5			
FH (60°-80°)	16856.2	39.5			G5
FVH (80°-90°)	842.2	2.0			G5
BL (0°-30°)	2447.8	5.7	B3/2500		
BM (30°-60°)	4511.6	10.6	B3/5000		
BH (60°-80°)	1989.3	4.7	B3/2500		G3/2500
BVH (80°-90°)	264.2	0.6			G3/500
UL (90°-100°)	0.0	0.0		U0/0	
UH (100°-180°)	0.0	0.0		U0/0	

BUG Rating: B3-U0-G5

Type IV Short





REPORT NUMBER: P478226
 CATALOG NUMBER: IFLD-L-SA8B-750-U-T4FT

CANDELA DISTRIBUTION (FULL):

	0°	5°	15°	25°	34°	35°	45°	55°	65°	75°	85°
0°	6114.6	6114.6	6114.6	6114.6	6114.6	6114.6	6114.6	6114.6	6114.6	6114.6	6114.6
2.5°	5478.8	5496.8	5555.4	5569.0	5632.1	5596.0	5672.7	5808.0	5884.6	5997.3	6132.6
5°	5045.9	4969.2	5005.3	5145.1	5217.2	5235.3	5316.4	5546.4	5690.7	5857.6	6110.1
7.5°	4536.3	4522.8	4595.0	4685.1	4829.4	4843.0	5023.3	5226.3	5523.9	5893.6	6191.2
10°	4189.1	4247.7	4288.3	4383.0	4482.2	4482.2	4712.2	5063.9	5402.1	5758.4	6209.3
12.5°	4171.1	4135.0	4144.0	4193.6	4265.8	4356.0	4572.4	4888.1	5316.4	5731.3	6285.9
15°	4229.7	4243.2	4162.1	4225.2	4252.3	4283.8	4522.8	4879.0	5262.3	5826.0	6416.7
17.5°	4540.8	4464.2	4337.9	4279.3	4374.0	4374.0	4536.3	4815.9	5271.4	5875.6	6606.1
20°	4784.3	4784.3	4576.9	4513.8	4581.4	4567.9	4680.6	4888.1	5316.4	5974.8	6818.0
22.5°	5194.7	5253.3	4910.6	4779.8	4775.3	4811.4	4910.6	5086.5	5442.7	6114.6	7021.0
25°	5785.4	5798.9	5402.1	5266.8	5122.5	5181.2	5199.2	5375.1	5555.4	6276.9	7250.9
27.5°	6443.8	6434.7	6069.5	5731.3	5636.6	5650.1	5550.9	5668.2	5722.3	6326.5	7580.1
30°	7174.3	7093.1	6818.0	6340.1	6263.4	6177.7	5961.3	5956.8	6069.5	6606.1	8035.5
32.5°	7652.3	7548.5	7359.1	7016.4	6804.5	6813.5	6470.8	6466.3	6367.1	6912.7	8432.4
35°	8121.2	7963.4	7913.8	7562.1	7350.1	7372.7	7097.6	7061.5	6881.2	7377.2	9086.2
37.5°	8684.9	8545.1	8621.7	8355.7	8094.2	7985.9	7859.7	7814.6	7580.1	8031.0	9979.0
40°	9307.2	9262.1	9212.5	9081.7	8923.9	8932.9	8797.6	8752.5	8405.3	8820.2	10835.8
42.5°	10145.9	9974.5	9717.5	9803.2	9884.3	9970.0	9924.9	9807.7	9446.9	9622.8	11791.8
45°	10926.0	10700.5	10227.1	10254.1	10587.8	10655.4	11201.1	11187.5	10461.5	10641.9	12878.5
47.5°	11453.6	11349.9	11065.8	11034.2	11512.2	11507.7	12490.7	12490.7	11530.2	11656.5	14046.4
50°	12238.2	11967.6	11845.9	12003.7	12247.2	12414.1	13807.4	13893.1	12580.9	12716.2	15575.1
52.5°	13158.1	12819.9	12513.3	12919.1	13352.0	13460.2	15110.6	15074.5	13388.1	13947.2	17365.2
55°	13920.2	13748.8	13536.9	13771.3	14479.3	14614.6	16418.3	16084.6	14195.2	14966.3	18226.5
57.5°	14808.5	14912.2	14957.3	14898.7	15741.9	15953.8	17910.9	16954.9	14889.7	15651.7	18731.6
60°	16147.7	16210.9	16269.5	16409.3	17302.1	17599.7	19092.3	18046.1	15327.1	16048.5	18772.1
62.5°	18185.9	17942.4	18073.2	18555.7	19272.7	19610.9	20832.9	18812.7	15660.7	16287.5	17446.4
65°	20517.2	20188.1	20052.8	20675.1	22532.9	22262.3	23006.4	19385.4	15178.2	15394.7	14795.0
67.5°	22880.1	22916.2	22569.0	23818.0	26095.2	26095.2	25026.5	19660.5	13870.6	12477.2	10375.9
70°	24756.0	24868.7	25058.1	27479.6	31087.0	31632.6	27529.2	18533.2	11205.6	8306.1	5672.7
72.5°	24728.9	24390.7	25360.2	29819.9	35623.3	35167.9	28052.2	14655.2	6993.9	4067.4	2601.9
73°	24174.3	23890.2	24949.9	29797.3	35808.2	35379.8	27669.0	13509.8	6168.7	3526.3	2313.3
75°	19741.6	19227.6	21031.3	26988.1	33129.7	33458.9	23506.9	8811.1	3382.0	2173.5	1627.9
77.5°	9000.5	9226.0	11575.3	18104.8	25531.6	25919.4	15453.3	3810.3	1853.3	1524.1	1199.5
80°	2890.4	3034.7	4504.8	9000.5	16003.4	16702.4	7142.7	1731.6	1321.2	1167.9	897.3
82.5°	1104.8	1100.3	1889.4	3742.7	7584.6	8031.0	2610.9	1055.2	983.0	861.3	635.8
85°	387.8	405.8	712.5	1479.0	2985.1	3124.9	906.4	586.2	680.9	577.2	365.3
87.5°	135.3	139.8	252.5	536.6	1028.1	1086.7	252.5	234.5	338.2	333.7	184.9
90°	0.0	0.0	0.0	0.0	0.0	0.0	0.0	0.0	0.0	0.0	0.0



REPORT NUMBER: P478226
 CATALOG NUMBER: IFLD-L-SA8B-750-U-T4FT

CANDELA DISTRIBUTION (continued):

	90°	95°	105°	115°	125°	135°	145°	155°	165°	175°	180°
0°	6114.6	6114.6	6114.6	6114.6	6114.6	6114.6	6114.6	6114.6	6114.6	6114.6	6114.6
2.5°	6177.7	6218.3	6231.8	6394.2	6394.2	6394.2	6457.3	6457.3	6439.3	6394.2	6502.4
5°	6204.8	6276.9	6416.7	6556.5	6592.6	6624.1	6709.8	6637.7	6664.7	6619.6	6660.2
7.5°	6281.4	6380.6	6642.2	6727.8	6669.2	6736.9	6646.7	6597.1	6547.5	6565.5	6502.4
10°	6412.2	6538.5	6660.2	6818.0	6705.3	6637.7	6452.8	6407.7	6249.9	6195.8	6245.4
12.5°	6574.5	6727.8	6935.3	6876.7	6660.2	6466.3	6267.9	6078.5	5983.8	5848.5	5884.6
15°	6736.9	6912.7	6944.3	6845.1	6574.5	6331.0	5970.3	5704.2	5609.5	5487.8	5550.9
17.5°	6912.7	7079.6	7025.5	6768.4	6403.2	6033.4	5623.1	5361.5	5163.1	5086.5	5086.5
20°	7174.3	7255.4	7169.8	6642.2	6195.8	5708.8	5311.9	5014.3	4815.9	4784.3	4734.7
22.5°	7377.2	7508.0	7124.7	6457.3	5893.6	5284.9	4829.4	4716.7	4658.1	4608.5	4545.4
25°	7638.7	7634.2	7043.5	6285.9	5375.1	4779.8	4504.8	4495.8	4468.7	4450.7	4536.3
27.5°	7886.7	7783.0	6948.8	5862.1	4838.5	4396.6	4247.7	4346.9	4387.5	4360.5	4396.6
30°	8279.0	8107.7	6813.5	5411.1	4365.0	4008.8	4035.8	4171.1	4238.7	4279.3	4225.2
32.5°	8693.9	8432.4	6534.0	4942.2	3945.6	3765.3	3828.4	3968.2	4049.3	4094.4	4144.0
35°	9293.6	8684.9	6249.9	4328.9	3643.5	3616.4	3652.5	3729.2	3846.4	3878.0	3891.5
37.5°	10033.2	9068.2	5866.6	3837.4	3409.0	3440.6	3476.7	3503.7	3508.2	3566.8	3544.3
40°	10772.7	9392.8	5307.4	3368.4	3165.5	3336.9	3318.8	3269.2	3228.6	3174.5	3161.0
42.5°	11422.0	9676.9	4685.1	2971.6	2949.1	3228.6	3170.0	3043.8	2949.1	2908.5	2840.8
45°	12152.5	10078.2	4058.4	2723.6	2782.2	3097.9	3079.8	2885.9	2764.2	2619.9	2601.9
47.5°	13099.5	10497.6	3458.6	2466.6	2624.4	3048.3	3057.3	2809.3	2633.4	2439.5	2412.5
50°	14312.5	11101.9	3003.2	2358.4	2529.7	2976.1	2989.7	2705.6	2475.6	2277.2	2259.2
52.5°	15475.9	11719.6	2624.4	2191.5	2466.6	2890.4	2922.0	2610.9	2344.8	2096.8	2110.3
55°	16062.1	11494.2	2299.7	2069.8	2322.3	2750.7	2867.9	2543.2	2146.4	1975.1	1970.6
57.5°	16192.8	10939.5	2042.7	1943.5	2200.5	2601.9	2777.7	2340.3	2056.2	1911.9	1893.9
60°	15764.5	9970.0	1839.8	1808.2	2047.2	2448.5	2570.3	2232.1	1966.0	1848.8	1821.8
62.5°	14709.3	8964.5	1700.0	1745.1	1916.4	2281.7	2439.5	2155.4	1880.4	1799.2	1740.6
65°	12062.3	7372.7	1587.3	1623.3	1781.2	2119.4	2358.4	2069.8	1803.7	1727.1	1722.5
67.5°	8355.7	5082.0	1497.1	1564.7	1672.9	2002.1	2277.2	1975.1	1704.5	1677.5	1641.4
70°	4279.3	2710.1	1379.8	1434.0	1555.7	1853.3	2132.9	1875.9	1600.8	1596.3	1551.2
72.5°	2169.0	1587.3	1244.6	1325.7	1411.4	1659.4	1952.5	1745.1	1470.0	1420.4	1348.3
73°	1875.9	1470.0	1222.0	1294.2	1375.3	1605.3	1898.4	1713.5	1452.0	1379.8	1312.2
75°	1366.3	1158.9	1095.8	1167.9	1231.0	1447.5	1718.0	1569.2	1334.7	1258.1	1195.0
77.5°	1023.6	892.8	910.9	992.0	1046.2	1249.1	1528.6	1420.4	1208.5	1104.8	1077.7
80°	753.1	680.9	753.1	829.7	870.3	1100.3	1393.4	1231.0	1019.1	901.9	879.3
82.5°	536.6	496.0	581.7	631.3	649.3	910.9	1253.6	983.0	771.1	617.8	568.2
85°	306.6	302.1	392.3	387.8	401.3	532.1	825.2	653.8	496.0	378.8	369.8
87.5°	135.3	148.8	198.4	157.8	166.8	252.5	351.7	243.5	202.9	112.7	85.7
90°	0.0	0.0	0.0	0.0	0.0	0.0	0.0	0.0	0.0	0.0	0.0

(END OF REPORT)